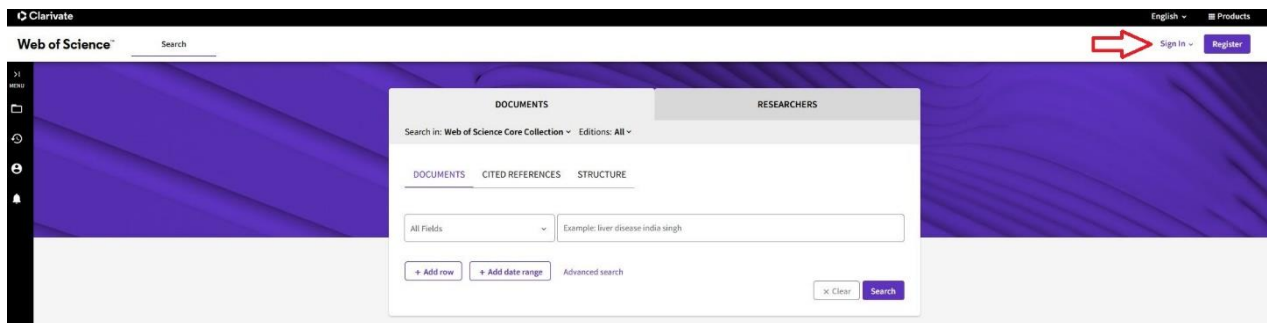


How to link your ORCID id to your records at Web of Science

1. In order to link your ORCID id to your works indexed at Web of Science, register an account and log in to Web of Science: <https://www.webofscience.com/wos/woscc/basic-search>



Web of Science™

Welcome!

Sign in to continue with Web of Science

Sign in

Register

Email address *

Password *

[Forgot Password?](#)

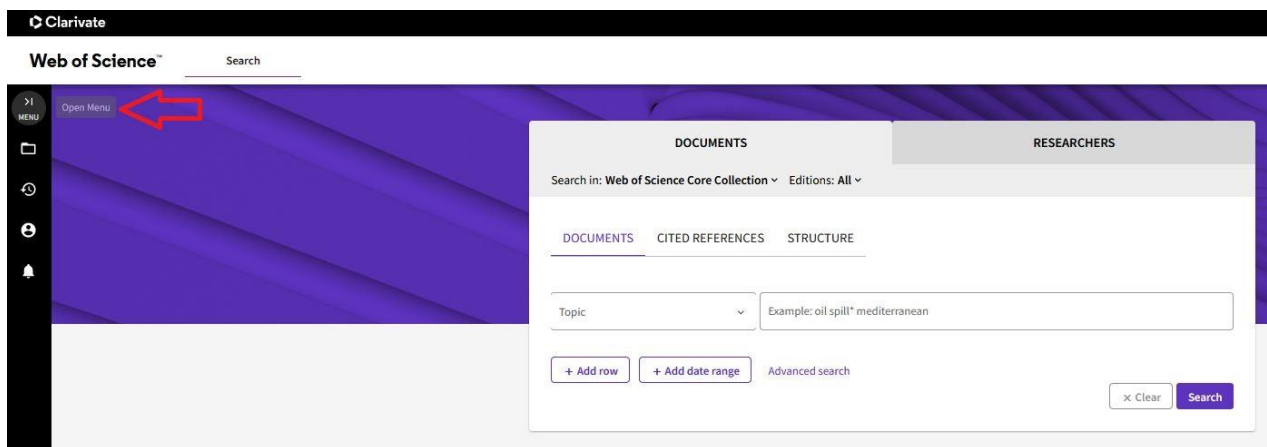
Sign in

or sign in using

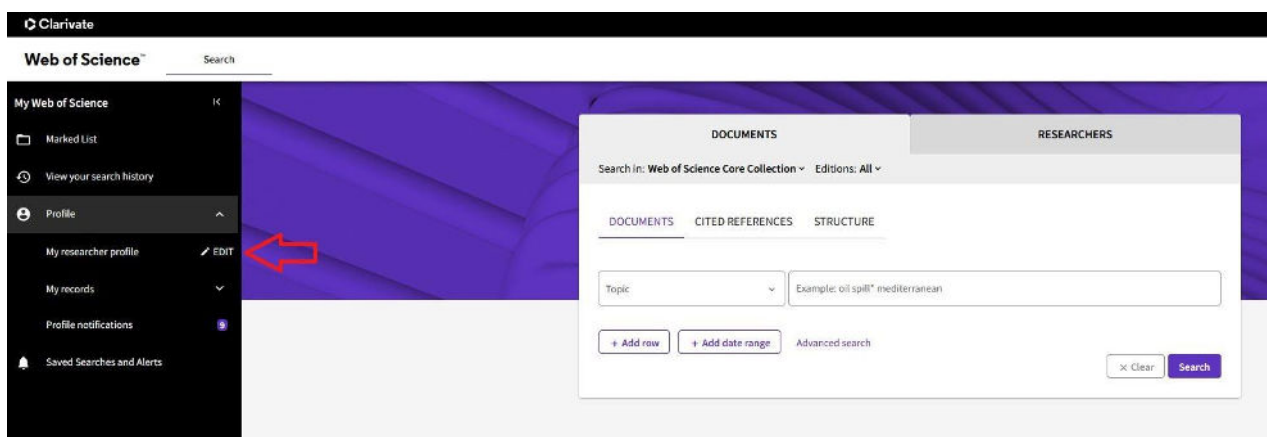


Having trouble using ORCID to sign in? [Click here](#)

2. After logging in, open your profile menu on the left-hand side.



3. Click **Profile>My research profile>Edit**, to open profile settings.




4. In the **Profile Settings** click **ORCID Syncing**.

Profile Settings

Edit Profile Publication Preferences Peer Review Preferences **ORCID Syncing**

Profile Photo

 [SELECT FILE](#) [Remove photo](#)

Display name ⓘ

First Name Middle Name Last Name

Published names

The published names we have on record : [Manage names](#)

☒ Display published names

These are the names as they appear on the publications in your profile. To change a name, contact the respective publisher.

Primary Organization

Enter your primary organization, which will show at the top of your profile.

Organization Name

[Remove organization](#)

Organization history

The organizations we have on record :


2020-2020 Institute of Food & Nutrition
2010-2010 Lublin University of Technology

☒ Display organization history


5. Finally, click **CONNECT YOUR ORCID ID**.

Profile Settings

Edit Profile Peer Review Preferences **ORCID Syncing**

 **ORCID account to easily keep both profiles up to date**

- 1 Click below to login to ORCID and connect to your Web of Science Research Profile.
- 2 Configure your sync preferences. You can sync publications and peer reviews.
- 3 Keep your ORCID up to date with changes in your Web of Science Profile, and vice versa!

 **CONNECT YOUR ORCID ID**

Cancel **SAVE CHANGES**

6. Log in to your ORCID account.



Sign in to ORCID

Don't have your ORCID ID yet? [Register now](#)

Email or ORCID ID

Email or 16-digit ORCID ID

For example: joe@institution.edu or 0000-1234-5678-9101

Password

Your ORCID password

[Sign in to ORCID](#)


[Forgot your password or ORCID ID?](#)

OR

 [Sign in through your institution](#)

 [Sign in with Google](#)

7. When logged in, authorize the link between ORCID and Web of Science by clicking **Authorize Access**.




Authorize access


You are currently signed in as:

<https://orcid.org/0000-1234-5678-9101>

[Sign out](#)

Web of Science 

has asked for the following access to your ORCID record:

 Add/update your research activities (works, affiliations, etc)

[Authorize access](#)

[Deny access](#)

If authorized, this organization will have access to your ORCID record, as outlined above and described in further detail in [ORCID's privacy policy](#).

You can manage access permissions for this and other Trusted Organizations in your [account settings](#).

8. Your Web of Science profile and ORCID id are now linked. In order to sync data between the two accounts, please change the **Automatically sync ORCID and Web of Science** settings.

Profile Settings

Edit Profile

Peer Review Preferences

ORCID Syncing

Linked ORCID account:

 <https://orcid.org/0000-9880-7844-1024>



Some settings are not available because you have revoked permissions. Change this by granting permission in the permission section.

Automatically sync ORCID and Web of Science

Easily keep both profiles up to date and in sync.

 ☐ OFF Update ORCID with changes I make in my Web of Science Researcher Profile

☐  OFF Update my Web of Science Researcher Profile with changes I make in ORCID

☐ OFF Update ORCID with my peer reviews



Permissions

You have granted Web of Science permission to update your works on ORCID. [Revoke Permission](#)


You have revoked Web of Science permission to update your record on ORCID. [Grant Permission](#)


9. After changing the desired fields to **ON**, click **Save Changes**.

Profile Settings

Edit Profile Peer Review Preferences **ORCID Syncing**

Linked ORCID account:

 <https://orcid.org/0000-0000-0000-0000>

 Some settings are not available because you have revoked permissions. Change this by granting permission in the permission section.

Automatically sync ORCID and Web of Science

Easily keep both profiles up to date and in sync.

☒ ON Update ORCID with changes I make in my Web of Science Researcher Profile

☒ ON Update my Web of Science Researcher Profile with changes I make in ORCID


☒ ON Update ORCID with my peer reviews

Permissions

You have granted Web of Science permission to update your works on ORCID. Revoke Permission

You have revoked Web of Science permission to update your record on ORCID. Grant Permission

Cancel **SAVE CHANGES**



Contact:
Bibliometrics and Academic Evaluation Department
tel.: 81 448 58 18, 81 448 58 20
e-mail: orcid@umlub.edu.pl